



Animal Services Shelter Stats

Data Between 01/01/2019 and 12/31/2019

Shelter Stats

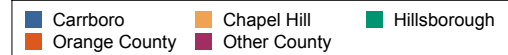
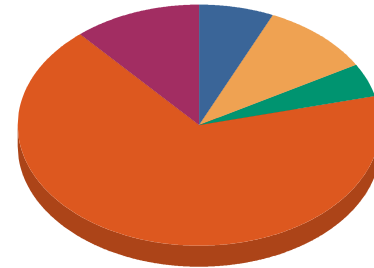
Population

	DOG	CAT	OTHER	Total
Beginning Count	86	100	5	191
Intakes	1,293	1,485	245	3,023
Outcomes	1,249	1,483	246	2,978
Ending Count	130	102	4	236

Intake Breakdown

	Strays	Surrender	Total
Carrboro	148 6.56%	80 10.44%	228 7.54%
Chapel Hill	227 10.06%	144 18.80%	371 12.27%
Hillsborough	103 4.56%	75 9.79%	178 5.89%
Orange County	1,519 67.30%	419 54.70%	1,938 64.11%
Other County	260 11.52%	48 6.27%	308 10.19%
Total	2,257 100%	766 100%	3,023 100%

Animal Intake



Adoption Returns within 30 days

	DOG	CAT	Total
Total	64	47	111

Status of Animals Returned between 01/01/2019 and 12/31/2019

	DOG	CAT	Total
Adoption	59	38	97
At Shelter	0	5	5
Died	0	1	1
Euthanasia	1	3	4
Transfer	4	0	4
Total	64	47	111




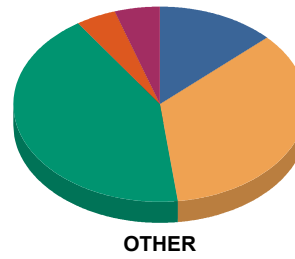
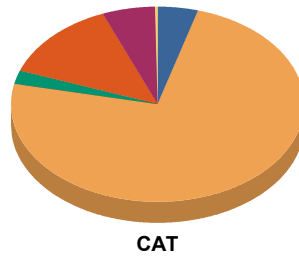
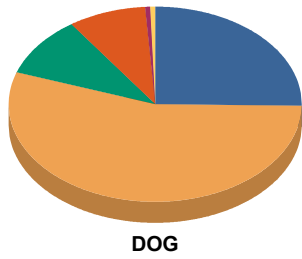
Animal Services Shelter Stats

Data Between 01/01/2019 and 12/31/2019

Total Dispositions of Animals

	DOG	CAT	OTHER	Total
Reclaimed	314 25.16%	66 4.45%	32 13.01%	412 13.84%
Adopted	687 55.05%	1,097 73.97%	86 34.96%	1,870 62.81%
Transfers	126 10.10%	33 2.23%	105 42.68%	264 8.87%
Euthanized	108 8.65%	197 13.28%	11 4.47%	316 10.61%
Died	7 0.56%	85 5.73%	12 4.88%	104 3.49%
Others	6 0.48%	5 0.34%	0 0.00%	11 0.37%
Total	1,248 100.00%	1,483 100.00%	246 100.00%	2,977 100.00%

Animal and Outcome Type





Animal Services Shelter Stats

Data Between 01/01/2019 and 12/31/2019

Euthanasia Breakdown

		DOG	CAT	OTHER	Total
	Behavioral	62 57.41%	21 10.66%	0 0.00%	83 26.27%
	Feral	0 0.00%	111 56.35%	0 0.00%	111 35.13%
	Medical	31 28.70%	51 25.89%	11 100.00%	93 29.43%
	Owner Request	9 8.33%	1 0.51%	0 0.00%	10 3.16%
	Test	2 1.85%	8 4.06%	0 0.00%	10 3.16%
	Others	4 3.70%	5 2.54%	0 0.00%	9 2.85%
	Total	108.00 100%	197.00 100%	11.00 100%	316.00 100%

Adoptable vs Non-Adoptable

	DOG	CAT	OTHER	Total
Non-Adoptable	48	204	12	264
Adoptable *	1,200	1,279	234	2,713
Total Dispositions				2,977

* Adoptable excludes Surrender for Euth, Feral cats, Died at Shelter, Confiscates, Bite Quarantines, and Rabies Exposures

Live Release of Adoptable & Reclaimed Animals

		DOG	CAT	OTHER	Total
Adoptable	Reclaimed	314	66	32	412
	Adopted	687	1,097	86	1,870
	Transfers	126	33	105	264
Total Live Release		1,127	1,196	223	2,546

**** Unadjusted Live Release Rate: 85.5%**

***** Adjusted Live Release Rate: 93.8%**

** Unadjusted Live Release rate is the total number of animals that were adopted, transferred, or returned to their owners out of all animals that left the shelter during a specific time period.

*** Adjusted Live Release Rate is the total number of animals that were adopted, transferred, or returned to their owners out of all animals that left the shelter and were considered adoptable during a specific time period. See adoptable definition under table above.