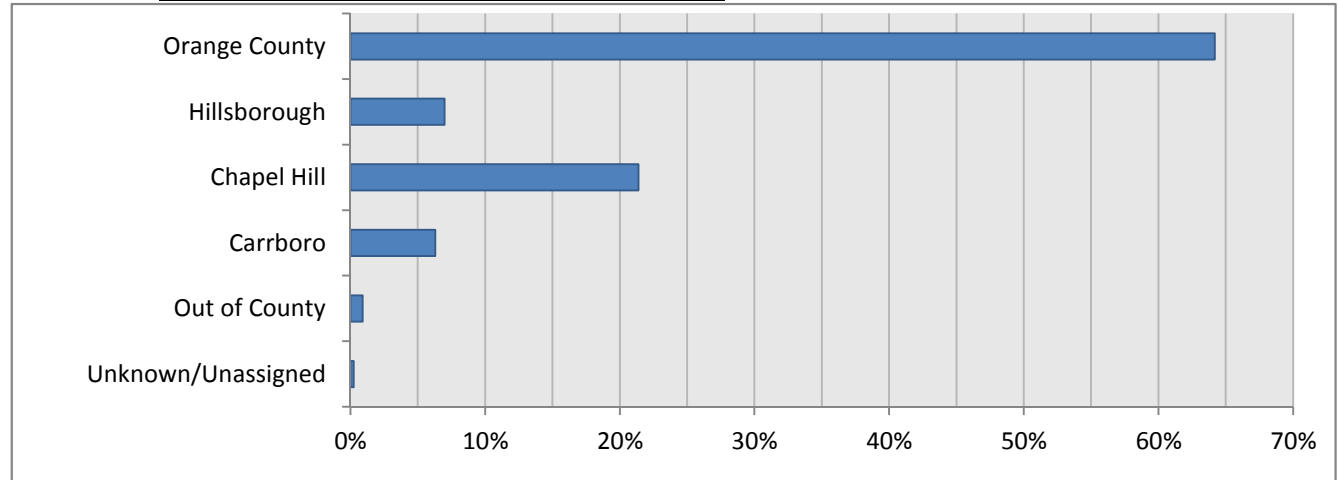


ORANGE COUNTY ANIMAL SERVICES
FIELD SERVICES REPORT
MARCH 2018

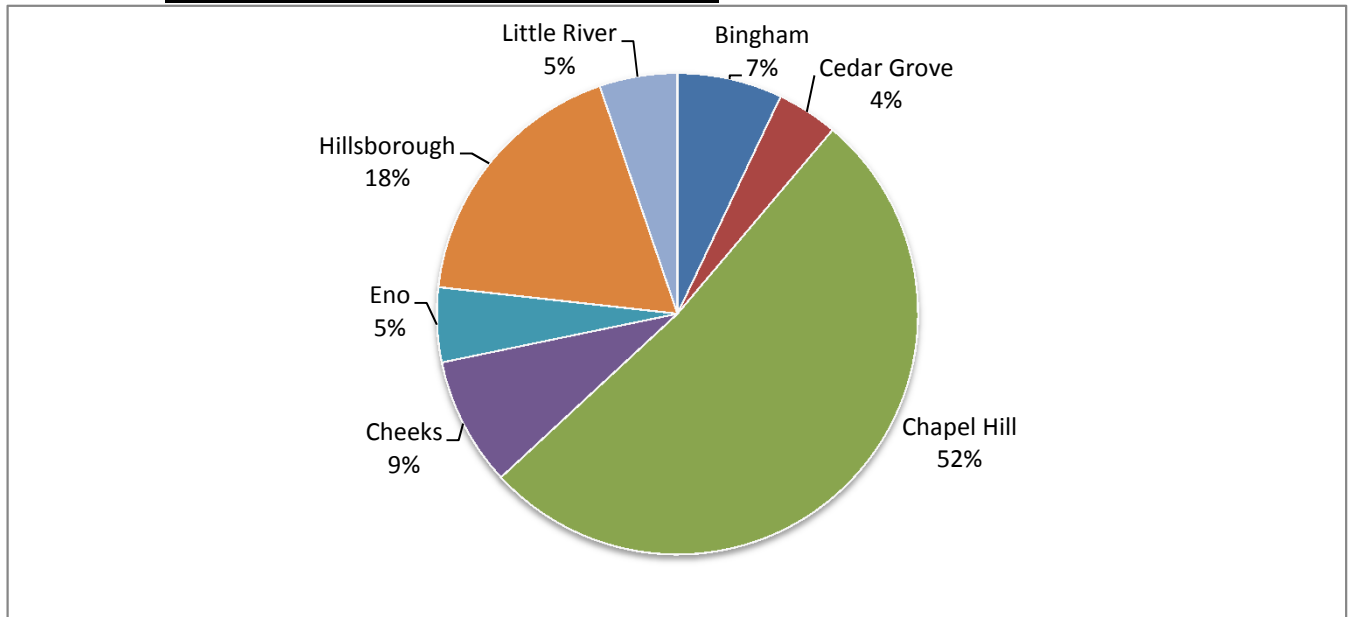
Animal Control Activities by Jurisdiction

| | Number | Percentage |
|---------------|------------|-------------|
| Carrboro | 28 | 6% |
| Chapel Hill | 95 | 21% |
| Hillsborough | 31 | 7% |
| Orange County | 285 | 64% |
| Other County | 4 | 1% |
| Unknown | 0 | 0% |
| Unassigned | 1 | 0% |
| Total | 444 | 100% |



Animal Control Activities by Township ¹

| | Number | Percentage |
|--------------|------------|-------------|
| Bingham | 31 | 7% |
| Cedar Grove | 18 | 4% |
| Chapel Hill | 228 | 52% |
| Cheeks | 38 | 9% |
| Eno | 22 | 5% |
| Hillsborough | 79 | 18% |
| Little River | 23 | 5% |
| Total | 439 | 100% |



¹This only includes activities where the township is known.

Animal Control Activities by Animal Type

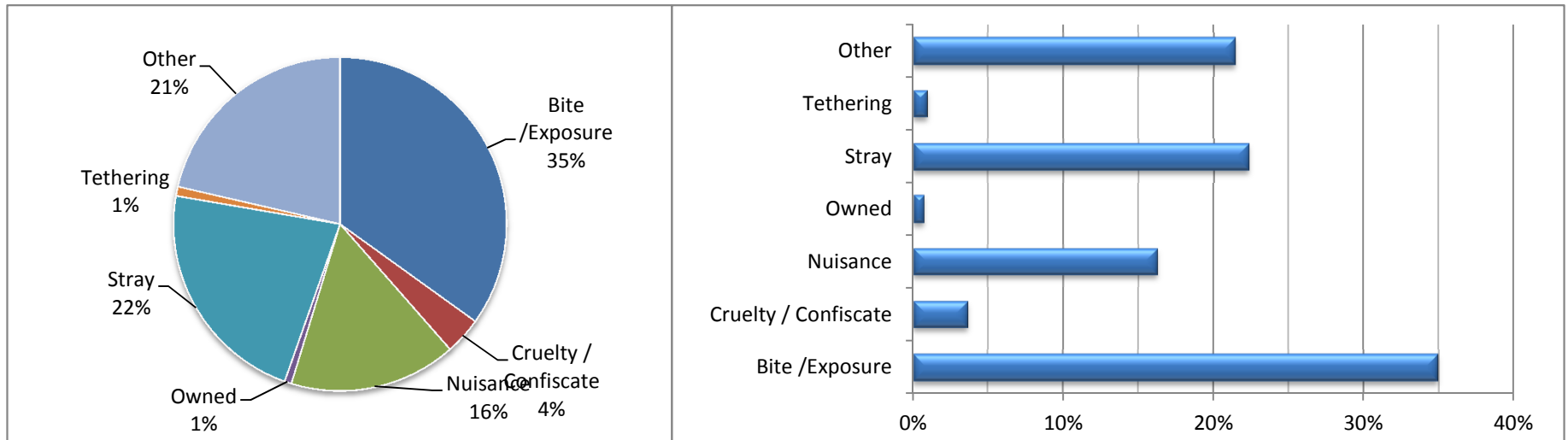
| | Number | Percentage |
|-----------------------------|------------|-------------|
| Dog | 270 | 62% |
| Cat | 60 | 14% |
| Livestock | 14 | 3% |
| Fowl | 4 | 1% |
| Wildlife | 11 | 3% |
| Other | 6 | 1% |
| Rabies Vectors ² | 74 | 17% |
| Total | 439 | 100% |

² Vector species include bats, foxes, raccoons, skunks, and coyotes.

Animal Control Activities by Call Type

| | Number | Percentage |
|---|------------|-------------|
| Assistance: AC assistance provided to other agencies | 14 | 3% |
| Bite: Investigations of bites to humans by dogs, cats, ferrets | 118 | 27% |
| Canvass: AC dissemination of information to the public | 3 | 1% |
| Confiscate: Animal impounds due to legal order violation, cruelty, investigation | 0 | 0% |
| Cruelty: Investigations of animal cruelty | 16 | 4% |
| Exposure: Investigations of animals, people exposed to rabies vector species | 37 | 8% |
| Kennel: Inspections of permitted kennels in Orange County | 1 | 0% |
| Nuisance: Investigations of animals creating a public nuisance | 72 | 16% |
| Other: Activities that do not fall into other categories | 26 | 6% |
| Owned: Activities related to owned animals (e.g. surrenders) | 2 | 0% |
| Protective Custody: Animals impounded due to owners inability to provide care | 1 | 0% |
| Stray: Activities related to stray animals (animals without owners, off property, etc) | 70 | 16% |
| Tethering: Activities related to a tethered animal | 4 | 1% |
| Trap: Activities related to the trapping of an animal | 29 | 7% |
| Wildlife: Activities related to wildlife species | 51 | 11% |
| Total | 444 | 100% |

Note: The figure represented by the number of activities may be greater than the number of requests for field services, as each call may generate multiple responses that are recorded as separate activities.



Animal Control Impounds by Jurisdiction

| | Number | Percentage |
|---------------|-----------|-------------|
| Carrboro | 0 | 0% |
| Chapel Hill | 4 | 5% |
| Hillsborough | 8 | 10% |
| County | 68 | 84% |
| Out of County | 0 | 0% |
| Unknown | 1 | 1% |
| Total | 81 | 100% |

Impounds by Township (Without Municipalities)

| | Number | Percentage | | Number | Percentage |
|--------------|-----------|-------------|-----------------|--------|------------|
| Bingham | 3 | 4% | Northern Orange | 32 | 43% |
| Cedar Grove | 14 | 19% | Central Orange | 15 | 20% |
| Chapel Hill | 24 | 32% | Southern Orange | 27 | 36% |
| Cheeks | 7 | 9% | | | |
| Eno | 0 | 0% | | | |
| Hillsborough | 8 | 11% | | | |
| Little River | 18 | 24% | | | |
| Total | 74 | 100% | | | |

